

PROJECT I. MONOGRAM

One of the most rewarding ways to understand the form and counter of a letter is to examine them in close detail. Beyond giving you an appreciation of the meticulous care that goes into each compound curve, these examinations also provide a good feel for how the balance between form and counter is achieved and a palpable sense of a letterform's unique characteristics.



week 2 In your classwork 1, you presented sections of a letterform that highlighted its unique characteristics as well as kept in mind the contrast between form and counterform.



However, in Project 1, this time you are asked to integrate two different letterforms through utilizing their negative and positive (form and counterform) shapes to create a monogram. A monogram is a typographic design which combines two or more letterforms. Keep in mind that monograms display a unified 'new' form, yet give a hint of each letterform that are used.

Present your Monogram on a 19 cm square format.


week 6

Deadline: 23.02.2010





19 cm



19 cm

In your final execution, mount your project on a thick card board and leave sufficient space depending on your composition.